



Makita[®]

mit



2024









INDEX





Angle Grinder	05	Planer	07	CL183D	03	M6002B	04
Belt Sander	06	Portable Cut-off Saw	05	DF488D002	03	M6500B	04
Blower	08	Random Orbit Sander	07	HP488D002	03	M6501B	04
Circular Saw	07	Recipro Saw	07	M0400BC	05	M6600B	04
Cordless Cleaner	03	Rotary Hammer	05	M0600B	04	M8103KX2B	04
Cordless Driver Drill	03	Router	08	M0801KB	04	M8600B	05
Cordless Percussion Driver Drill	03	Router (Plunge type)	08	M0901B	06	M8700B	05
Combination Hammer	05	Trimmer	08	M0920B	06	M8701B 	05
Compound Miter Saw	07			M0921B	06	M9000B	06
Cutter	05			M1902B	08	M9001B	06
Demolition Hammer	05			M2300NB	07	M9100B	06
Die Grinder	06			M2403B	05	M9200B	07
Drill	04			M3600B	08	M9203B	07
Finishing Sander	06			M3601B	08	M9204B	07
High Speed Drill	04			M3700B	08	M9400B	06
Jig Saw	07			M4000B	08	M9510B	05
Mixer	04			M4301B	07	M9511B	05
Multi Tool	08			M4500B 	07	M9800BXX1	08
Percussion Drill	04			M5802B	07	TW202D	03

NOTE

- Makita reserves the right to change specifications of parts and accessories without notice
- Items of standard equipment and specifications may vary by country or area
- Please state required voltage when ordering. These orders are subject to availability in each country
- Actual product color may differ slightly from color reproduced here
- Weight data in this catalogue is the value measured by us according to EPTA Procedure 01/ver.2.1

ICON

-  Double Insulation
-  Variable Speed
-  Mechanical 2-Speed
-  Brake
-  Reversing
-  Torque Setting 16
-  Keyless Chuck
-  Torque Limiter

-  SDS-PLUS Shank
-  17mm Hex Shank
-  Dust Collecting
-  Bayonet Shank Jig Saw Blade
-  Hook & Loop
-  Bevel Cutting
-  Orbital Cutting
-  Carrying Case

Li-ion G-SERIES

The G-series range from Makita is a different lithium-ion battery platform to the Makita LXT range of professional cordless power tools and is powered exclusively by the G-Series battery and G-series charger.

Produced to a quality far exceeding that of DIY products, the G-series range offers a comprehensive range of tools at an attractive market price. The G-Series battery is identifiable by the white top section.

Battery & Charger



BL1815G

Part No. 198186-3

1.5Ah



18V

DC18WB

Part No.

110-120V (2pin type): 191W36-9

220-240V (3pin type): 191W39-3

220-240V (2pin type): 191W41-6 / 191W45-8



Charging time
80 min

DC18WA

Part No.

127V (2pin type): 197812-1

220-240V (2pin type): 195423-6

220-240V (3pin type): 197130-7



Charging time
70 min

G-Series batteries are not compatible with the Makita XGT, LXT and CXT platform

18V G-series Li-ion Cordless Driver Drill

DF488D002 13mm

Powered exclusively by the 18V G-series Li-ion battery



Capacity	Steel: 13 Wood: 36 mm
Chuck Capacity	1.5 - 13 mm
No Load Speed (RPM)	High: 0 - 1,400 Low: 0 - 400
Max Fastening Torque	Hard / Soft: 42 / 24 N-m
Dimensions (L x W x H)	221 x 83 x 240 mm
Net weight	1.7 kg



(+)(-) bit, 2pcs 1.5Ah Li-ion G series Battery and 1pc DC18WB Charger.

18V G-series Li-ion Cordless Percussion Driver Drill

HP488D002 13mm

Powered exclusively by the 18V G-series Li-ion battery



Capacity	Steel: 13 mm Wood: 36 mm Masonry: 13mm
Chuck Capacity	1.5 - 13 mm
Impacts Per Minute (IPM)	High: 0 - 21,000 Low: 0 - 6,000
No Load Speed (RPM)	High: 0 - 1,400 Low: 0 - 400
Max Fastening Torque	Hard / Soft: 42 / 24 N-m
Dimensions (L x W x H)	239 x 83 x 240 mm
Net weight	1.8 kg



(+)(-) bit, 2pcs 1.5Ah Li-ion G series Battery and 1pc DC18WB Charger.

18V G-series Li-ion Cordless Impact Wrench

TW202D (1/2")

Powered exclusively by the 18V G-series Li-ion battery



Capacity	12.7 mm (1/2") Standard bolt: M8 - M16 High strength bolt: M8 - M12
Chuck Capacity	0 - 2,300
Impacts Per Minute (IPM)	0 - 3,000 200 N-m (1,770 in.lbs.)
No Load Speed (RPM)	95 dB (A) 106 dB (A)
Max Fastening Torque	6.8 m/s2
Dimensions (L x W x H)	176 x 79 x 191 mm
Net weight	1.5 kg




2pcs 2.0Ah Li-ion G series Battery and 1pc DC18WB Charger.

18V G-series Li-ion Cordless Cleaner

CL183D

Low noise design ideal for quiet cleaning operation



Capacity	600 mL
Continuous Use (min.)	24
Max Air Flow	1.3 m³/min
Max Sealed Suction (water column)	2.6 kPa
Dimensions (L x W x H)	966x102x148 mm
Net weight	1.1 kg

Floor T-Nozzle28, Sash Nozzle, Sash Nozzle Holder, Pipe, Filter, Prefilter, 1pc 1.5Ah Li-ion G series Battery and 1pc DC18WA Charger.

Drilling / Demolition

High Speed Drill

M6500B 6.5mm
High Speed Drill with Keyed Chuck

64mm



Continuous rating input	230W
Capacity	Steel: 6.5 mm Wood: 9 mm
No Load Speed (RPM)	4,500
Dimensions (L x W x H)	200x63x164 mm
Net weight	0.92 kg
Power supply cord	2.0 m



Chuck Key, Chuck Key Holder.

Drill

M0600B 10mm
Variable Speed Reversing Drill with Keyed Chuck

64mm



Continuous rating input	350W
Capacity	Steel: 10 mm Wood: 20 mm
No Load Speed (RPM)	0 - 3,000
Dimensions (L x W x H)	230x66x176 mm
Net weight	1.2 kg
Power supply cord	2.0 m



Chuck Key, Chuck Key Holder.

Percussion Drill

M0801KB 16mm
Variable Speed Reversing Hammer Drill with Keyed Chuck

85mm



Continuous rating input	500W
Capacity	Concrete: 16 mm Steel: 13 mm Wood: 20 mm
Blows Per Minute (BPM)	0 - 48,000
No Load Speed (RPM)	0 - 3,200
Dimensions (L x W x H)	261x69x195 mm
Net weight	1.7 kg
Power supply cord	2.0 m



Side Grip, Chuck Key, Chuck Key Holder.

High Speed Drill

M6501B 6.5mm
High Speed Variable Speed Reversing Drill with Keyed Chuck

85mm



Continuous rating input	230W
Capacity	Steel: 6.5 mm Wood: 9 mm
No Load Speed (RPM)	0 - 4,500
Dimensions (L x W x H)	203x63x171 mm
Net weight	0.95 kg
Power supply cord	2.0 m



Chuck Key, Chuck Key Holder.

Drill

M6002B 10mm
Variable Speed Reversing Drill with Keyless Chuck

85mm



Continuous rating input	450W
Capacity	Steel: 10 mm Wood: 25 mm
No Load Speed (RPM)	0 - 3,000
Dimensions (L x W x H)	234x64x175 mm
Net weight	1.3 kg
Power supply cord	2.0 m



Chuck Key, Chuck Key Holder.

Mixer

M6600B 165mm
Variable Speed Mixer

303mm



Continuous rating input	800W
Blade Diameter	165 mm
Shank size of tool holder portion	M14
No Load Speed (RPM)	0 - 700
Dimensions (L x W x H)	280x86x388 mm
Net weight	2.7 kg
Power supply cord	2.0 m



Top Grip, Wrenches.

Impact Drill

M8103KX2B 13mm
Variable speed trigger with keyed chuck

85mm



Continuous rating input	430W
Capacity	Concrete: 13 mm Steel: 13 mm Wood: 18 mm
Blows Per Minute (BPM)	0 - 33,000
No Load Speed (RPM)	0 - 3,000
Dimensions (L x W x H)	255x72x193 mm
Net weight	1.8 kg
Power supply cord	2.0 m

With 26pcs accessories set



1xScrewdriver (PH-SL), 1xClaw Hammer, 1 x Plier, 1xMeasuring Tape (3m), 3xMetal Drill Bits, 3xWood Drill Bits, 3xMasonry Drill Bits, 8xScrewdriver bits (25mm) (PH1x2, PH2x2, PH3x3, SL5x2), 4xMagnetic Nut Setter, 1xMagnetic Bit Holder.

Combination Hammer

M8701B 26mm

Combination Hammer adapted for SDS-PLUS Bits



459mm



Continuous rating input	800W
Impact Energy	2.3 J
Capacity	Concrete: 26 mm
	Steel: 13 mm
	Wood: 32 mm
Blows Per Minute (BPM)	0 - 4,500
No Load Speed (RPM)	0 - 1,200
Dimensions (L x W x H)	362x71x194 mm
Net weight	3.1 kg
Power supply cord	4.0 m



Side Grip, Depth Gauge.

Rotary Hammer

M8700B 22mm

Rotary Hammer adapted for SDS-PLUS Bits

459mm



Continuous rating input	710W
Impact Energy	1.9 J
Capacity	Concrete: 22 mm
	Steel: 13 mm
	Wood: 32 mm
Blows Per Minute (BPM)	0 - 4,350
No Load Speed (RPM)	0 - 1,100
Dimensions (L x W x H)	362x71x194 mm
Net weight	2.9 kg
Power supply cord	4.0 m



Side Grip, Depth Gauge.

Demolition Hammer

M8600B 17mm Hex Shank

Demolition Hammer adapted to 17 mm Hex Shank Bits

105mm



Continuous rating input	900W
Impacts Per Minute (IPM)	2,900
Impact Energy	7.2 J
Dimensions (L x W x H)	406x99x232 mm
Net weight	5.4 kg
Power supply cord	2.5 m



Bull Point, Side Grip.

Portable Cut-off

M2403B 355mm

2200W Portable Cut-off saw

203mm



Continuous rating input	2,200W
Wheel Diameter	355 mm
No Load Speed (RPM)	3,800
Capacity at 90°	Round: 127 mm
	Rectangular: 102x194 mm
	Rectangular: 70x233 mm
Capacity at 45°	Round: 127 mm
	Rectangular: 115x103 mm
Dimensions (L x W x H)	500x280x620 mm
Net weight	14.3 kg
Power supply cord	2.0 m



Hex Wrench.

Angle Grinder

M9510B

850 W Angle Grinder with Slide Switch

325mm



Continuous rating input	850W
Wheel Diameter	115 mm (4-1/2")
No Load Speed (RPM)	11,000
Dimensions (L x W x H)	276x130x111 mm
Net weight	2.0 kg
Power supply cord	2.0 m



Side Grip, Lock Nut Wrench.

Cutter

M0400BC 110mm

1,200 W Cutter

303mm



Continuous rating input	1,200W
Blade Diameter	110 mm
Max Cutting Capacity	90°: 32 mm
No Load Speed (RPM)	13,800
Dimensions (L x W x H)	224x195x164 mm
Net weight	2.5 kg
Power supply cord	2.0 m

Wrench, Hex Wrench, Water Supply Kit.

Angle Grinder

M9511B

850 W Angle Grinder with Slide Switch

325mm



Continuous rating input	850W
Wheel Diameter	125 mm (5")
No Load Speed (RPM)	11,000
Dimensions (L x W x H)	276x140x111 mm
Net weight	2.0 kg
Power supply cord	2.0 m



Side Grip, Lock Nut Wrench.



Angle Grinder

M0901B

459 

540 W Angle Grinder with Slide Switch



Continuous rating input	540W
Wheel Diameter	115 mm (4-1/2")
No Load Speed (RPM)	12,000
Dimensions (L x W x H)	251x130x106 mm
Net weight	1.81 kg
Power supply cord	2.0 m



Side Grip, Lock Nut Wrench.

Angle Grinder

M9001B

204 

2,000 W Angle Grinder with high performance motor



Continuous rating input	2,000W
Wheel Diameter	230 mm
No Load Speed (RPM)	6,600
Dimensions (L x W x H)	466x250x138 mm
Net weight	5.7 kg
Power supply cord	2.0 m



Side Grip, Lock Nut Wrench.

Angle Grinder

M0921B

203 

2,200 W Angle Grinder with Trigger Switch



Continuous rating input	2,200W
Wheel Diameter	230 mm
No Load Speed (RPM)	6,600
Dimensions (L x W x H)	439x250x141 mm
Net weight	5.3 kg
Power supply cord	2.0 m



Side Grip, Lock Nut Wrench.

Angle Grinder

M9000B

204 

2,000 W Angle Grinder with high performance motor



Continuous rating input	2,000W
Wheel Diameter	180 mm
No Load Speed (RPM)	8,500
Dimensions (L x W x H)	466x200x138 mm
Net weight	5.4 kg
Power supply cord	2.0 m



Side Grip, Lock Nut Wrench.

Angle Grinder

M0920B

203 

2,200 W Angle Grinder with Trigger Switch



Continuous rating input	2,200W
Wheel Diameter	180 mm
No Load Speed (RPM)	8,500
Dimensions (L x W x H)	439x200x141 mm
Net weight	5.0 kg
Power supply cord	2.0 m



Side Grip, Lock Nut Wrench.

Die Grinder

M9100B 6mm

411 

Toggle Switch High Speed Die Grinder



Continuous rating input	480W
Capacity	Collet : 6 mm
Max Wheel Diameter	20 mm
No Load Speed (RPM)	33,000
Dimensions (L x W x H)	350x75x75 mm
Net weight	1.4 kg
Power supply cord	2.0 m



Wrench.

Belt Sander

M9400B 100mm

153 

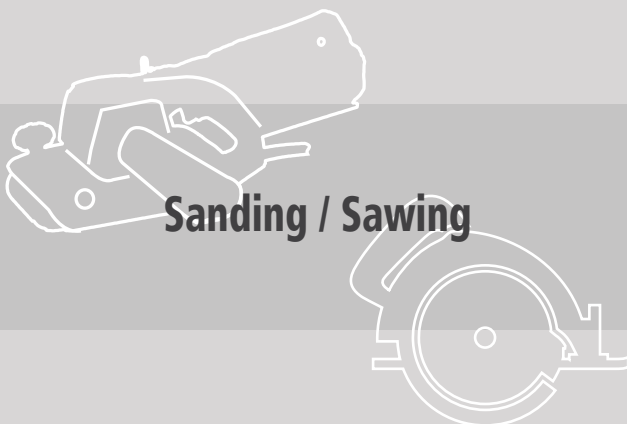
100 mm x 610 mm, 940 W Belt Sander



Continuous rating input	940W
Belt Size	100 x 610 mm
Belt Speed	380 m/min
Dimensions (L x W x H)	354x175x169 mm
Net weight	6.2 kg
Power supply cord	2.0 m



Dust Bag, Carbon Plate, Step.



Sanding / Sawing

Finishing Sander

M9200B

419

1/4 Sheet 180 W Finishing Sander



Continuous rating input	180W
Pad Size	112 x 102 mm
Abrasive Paper Size	114 x 140 mm
Orbits Per Minute (OPM)	14,000
Dimensions (L x W x H)	110x112x133 mm
Net weight	0.9 kg
Power supply cord	2.0 m



Finishing Sander

M9203B

64

1/3 Sheet 190 W Finishing Sander with Built-in Dust Extraction System



Continuous rating input	190W
Pad Size	92 x 185 mm
Abrasive Paper Size	93 x 228 mm
Orbits Per Minute (OPM)	12,000
Strokes Per Minute (SPM)	24,000
Orbit Diameter	2.0 mm
Dimensions (L x W x H)	252x92x154 mm
Net weight	1.4 kg
Power supply cord	2.0 m



Punch Plate, Dust Bag.

Random Orbit Sander

M9204B 125mm

419

240 W Random Orbit Sander with Built-In Dust Extraction System



Continuous rating input	240W
Pad Size	123 mm
Abrasive Paper Size	125 mm
Orbits Per Minute (OPM)	12,000
Strokes Per Minute (SPM)	24,000
Orbit Diameter	2.8 mm
Dimensions (L x W x H)	153x123x144 mm
Net weight	1.2 kg
Power supply cord	2.0 m



Dust Bag.

Circular Saw

M5802B 190mm / 185mm

303

190 mm / 185 mm, 1,050 W Circular Saw



Continuous rating input	1,050W
Blade Diameter	190 / 185 mm
Max Cutting Capacity	90°: 68 / 66 mm
	45°: 46 / 44 mm
No Load Speed (RPM)	4,900
Dimensions (L x W x H)	297x232x255 mm
Net weight	3.8 kg
Power supply cord	2.0 m



Rip Fence (Guide Rule), Hex Wrench, Dust Nozzle.

Compound Miter Saw

M2300NB 255mm

23000123

255 mm, 1,500 W Compound Miter Saw



Continuous rating input	1,500W
Blade Diameter	255 mm
Miter Angle	45°L / 45°R
Bevel Angle	45°L
Max. Cutting Capacity	90° Miter: 75x130 mm
	45° Miter L/R: 75x90 mm
No load speed (RPM)	4,200
Dimensions (L x W x H)	610x485x515 mm
Net weight	14.7 kg
Power supply cord	2.5 m



Dust Bag, Triangular Rule, Vertical Vise, Vise Assembly, Holder, Set Plate.

Jig Saw

M4301B

64

450 W Top Handle Jig Saw with 3 Orbital Settings Plus Straight Cutting



Continuous rating input	450W
Max Cutting Capacity at 90°	Wood: 65 mm
	Steel: 6 mm
Length of Stroke	18 mm
Strokes Per Minute (SPM)	0 - 3,100
Dimensions (L x W x H)	214x75x202 mm
Net weight	1.9 kg
Power supply cord	2.0 m



Hex Wrench, Jig Saw Blade B10 - 1 pc.

Recipro Saw

M4500B

303

1,010 W Recipro Saw



Continuous rating input	1,010W
Length of Stroke	28 mm
Strokes Per Minute (SPM)	0 - 2,800
Capacity	Pipe: 130 mm
	Wood: 255 mm
Sound Pressure Level	88 dB(A)
Sound Power Level	99 dB(A)
Dimensions (LxWxH)	457x98x174 mm
Net weight	3.1 kg
Power supply cord	2.0 m



Recipro Saw Blade Set, Hex Wrench.

Planing / Routing

Planer

M1902B 82mm
500 W Planer

411 mm



Continuous rating input	500W
Planing Width	82 mm
Planing Depth	1 mm
Max Shiplapping	9 mm
No Load Speed (RPM)	16,000
Dimensions (L x W x H)	285x157x160 mm
Net weight	2.7 kg
Power supply cord	2.0 m



Sharpening Holder Assembly (for resharpenable blade), Blade Gauge, Hex Wrench, Guide Rule, Dust Nozzle.

Router

M3600B 12mm
1,650 W Router

211 mm



Continuous rating input	1,650W
Collet Capacity	12 mm
Plunge Capacity	0 - 60 mm
No Load Speed (RPM)	22,000
Dimensions (L x W x H)	284x148x300 mm
Net weight	5.5 kg
Power supply cord	2.0 m



Straight Guide, Templet Guide, Trimmer Guide, Guide Holder, Collet Sleeve x 2, Wrench, Dust Nozzle.

Trimmer

M3700B 6mm
530 W Fixed Base Trimmer

411 mm



Continuous rating input	530W
Collet Capacity	6 mm
No Load Speed (RPM)	35,000
Plunge Capacity	0 - 42 mm
Dimensions (L x W x H)	82x90x199 mm
Net weight	1.4 kg
Power supply cord	2.0 m



Trimmer Guide, Straight Guide Assembly, Templet Guide, Straight Bit, Chip Deflector, Wrench x 2.

Router (Plunge Type)

M3601B 6mm, 8mm
900 W Plunge Router

106 mm



Continuous rating input	900W
Collet Capacity	6 mm, 8 mm
Plunge Capacity	0 - 35 mm
No Load Speed (RPM)	27,000
Dimensions (L x W x H)	256x110x218 mm
Net weight	2.7 kg
Power supply cord	2.0 m



Straight Guide, Wrench.

Multi Tool

M9800BKX1
200W Multi Tool

459 mm



Continuous rating input	200W
Oscillations Per Minute	15,000 - 22,000 opm
Oscillation Angle	Left / Right / Total: 1.6° / 1.6° / 3.2°
Circumference of Grip Portion	195 mm
Dimensions (L x W x H)	283x68x98 mm
Net weight	1.3 kg
Power supply cord	2.0 m

with accessories in a carry case



Oscillating Multi Tool Accessories, Hex Wrench, Key Holder.

Blower

M4000B
530W Variable Speed Blower

85 mm



Continuous rating input	530W
Air volume	1.2 - 2.9 m³/min
No Load Speed (RPM)	8,500 - 16,000
Dimensions (L x W x H)	427x161x212 mm
Net weight	1.5 kg
Power supply cord	2.0 m



Nozzle assembly.



Makita Gulf FZE

P.O Box 17133, Jebel Ali Free Zone,
Dubai, U.A.E.
Tel. (971) 4 8860804 | www.makita.ae

