



DCL286F

LXT Cordless Cleaner (cyclone type)

Powered by 18V Lithium-Ion battery

- High suction power
- Compact design
- Lightweight
- Quiet cleaning
- Less vibration

100W | **18kPa**
(Max Suction Power) | (Max Sealed Suction)

38minutes
continuous operation (mode 1)
(using 3.0Ah LXT battery)

Ideal for residential & commercial spaces like schools, transport vehicles and home use



Easy dust disposable with Cyclone dust collection box



Increased compactness achieved by a new cyclone unit integrated onto the cleaner's main body
Capacity: 250 mL

HIGH SPEED BRUSHLESS MOTOR

Maintain the high suction power even if the battery voltage drops.


Higher max sealed suction :-

- Maintain air flow when the filter is clogged
- Maintain the high performance while using the cleaner with cyclone attachment

QUIET OPERATION | LOW VIBRATION

Cleaner exhaust air flow path is designed to reduce wind noise to achieve low noise level

Ideal for noise sensitive areas



Noise Level : dB(A)

Mode 4: 66 | Mode 3: 62 | Mode 2: 60 | Mode 1: 55

4-MODE SUCTION POWER

Allows the user to adjust the suction power- according to the task

MODE MEMORY FUNCTION

Starts the cleaner on the last mode it was used in

COMPACT CYCLONE UNIT

- Increased compactness achieved by a new cyclone unit integrated onto the cleaner's main body
- The cyclonic filtration reduces filter maintenance

Cyclonic system separates large dust particles from fine dust particles so that only fine dust particles are captured on the filter for reduced clogging



○ 1910D3-4
SNOW WHITE

● 1910D4-2
BLUE

● 1910D5-0
BLACK



LED light illuminates the work area and acts as a low battery indicator

Pipe locking system

Prevent the pipe from accidentally coming off




Pipe with beveled end



Cleaning of tight places can be done without nozzle

Nozzle assembly for floor/ Carpet with 180° swivel neck for easy maneuverability

For increased cleaning efficiency, the integrated cyclone unit is positioned above the extension pipe so that it does not hit the floor or surrounding objects when cleaning narrow spaces such as the floor under racks or sofas



SPECIFICATION

Capacity	Cyclone type: 250 mL
Continuous Use (min.)	Mode 1: 38 Mode 2: 21 Mode 3: 15 Mode 4: 8
Max Air Flow	1.0 m ³ /min
Max Sealed Suction	18 kPa
Suction Power	Mode 1: 15W Mode 2: 35W Mode 3: 60W Mode 4: 100W
Noise Level : dB(A)	Mode 4: 66 Mode 3: 62 Mode 2: 60 Mode 1: 55
Dimensions (L x W x H)	1,106 x 113 x 177 mm
Net weight	1.2 kg (Without battery)

WALL BRACKET

Get the convenient storage by hanging the cleaner on the wall bracket



199971-7 (optional item)

FILTERS

Filter can be fixed with a single push and available in two types



Hepa Filter set
1910C9-5
(standard)
HEPA
filter



High performance
filter set 1910C7-9
(optional)



AVAILABLE VARIANTS

Available in three different colours. Each colour will carry "Kit" variant and "Z" (Bare tool) variant

	SNOW-WHITE		BLUE	
	DCL286RFW (Kit variant)	DCL286ZW (Bare tool)	DCL286RF (Kit variant)	DCL286Z (Bare tool)
Battery (BL1830B, 3.0Ah)	1pc	-	1pc	-
Charger (DC18RC)	1pc	-	1pc	-
Straight Pipe	✓	✓	✓	✓
Nozzle Assembly (swivel type)	✓	✓	✓	✓
Sash Nozzle	✓	✓	✓	✓
Round Brush	✓	✓	✓	✓
Flexible Hose (with lock)	✓	✓	✓	✓

WIDE RANGE OF OPTIONAL ATTACHMENTS AVAILABLE IN DIFFERENT COLOURS

For various applications that include cleaning hard to reach places

COLOR CODE: **IVORY** **SNOW-WHITE** **BLUE** **BLACK** **GREY**


STRAIGHT PIPE WITH LOCK

- 459353-8
- 459356-2
- 458942-6



FLEXIBLE HOSE

- 191496-7
- 198867-9
- 198541-9
- 198543-5



FLEXIBLE HOSE WITH LOCK

- 191E30-3



RUBBER NOZZLE

- 197901-2



ANCHOR NOZZLE

- 192236-6



Rubber nozzle is additionally required


SASH NOZZLE

- 416041-0
- 451240-7
- 451243-1
- 456586-6



LONG SASH NOZZLE

- 198919-6
- 198990-0
- 198992-6
- 191D65-8



ROUND BRUSH

- 198548-5
- 198878-4
- 198549-3
- 198555-8



SHELF BRUSH

- 198537-0
- 198873-4
- 198534-6
- 198540-1



NOZZLE ASSEMBLY


For floor / carpet
(swivel type)

- 127825-8
- 127827-4
- 127828-2



For floor / carpet
(swivel type and with switch)

- 198183-9
- 199431-9




For floor

- 123485-4
- 123486-2
- 123488-8
- 123539-7




For rug / carpet

- 198150-4
- 198525-7
- 198523-1
- 198526-5



Seat nozzle
For automobile

- 199037-3
- 199040-4
- 199039-9



For floor / carpet
(with switch & swivel)

- 191G86-8



Flat type

- 199454-7



MAKITA GULF FZE

www.makita.ae |    