



DLM382 | DLM532 | DLM533

18V + 18V Li-ion (LXT) Cordless Lawnmowers



ZERO EMISSION

Aluminum Deck

DLM533 (530mm)



Steel Deck

DLM532 (530mm)



Plastic Deck

DLM382 (380mm)



18v + 18v → 36v

BL
MOTOR
(DLM 533 & DLM532)

XPT



Easy to Use



Easy Maintenance



Zero Emission

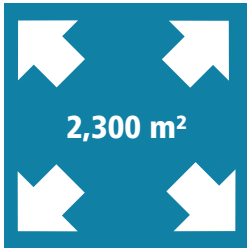


Low Noise

DLM533 - Professional Use - Heavy duty application
[Anti-rust Aluminium Deck & Self Propelled]


Self propelled
to reduce operator fatigue

Recommended mowing area



BL1860B x4

Long continuous operation time achieved by parallelly connecting two pairs of 18V LXT Li-Ion batteries connected in series



Heavy duty handle

Four 3-LED battery fuel gauges are conveniently located on the handle

4 battery slots



Child lock key

Built-in ball bearing on axles for added durability

Two cutting modes

- Standard mode
- Low noise mode




Grass level indicator



DLM532 - Professional Use - Heavy duty application
[Steel Deck & Self Propelled]


Self propelled
to reduce operator fatigue

Recommended mowing area



BL1860B x4

Long continuous operation time achieved by parallelly connecting two pairs of 18V LXT Li-Ion batteries connected in series



Heavy duty handle

Four 3-LED battery fuel gauges are conveniently located on the handle

4 battery slots



Child lock key

Two cutting modes

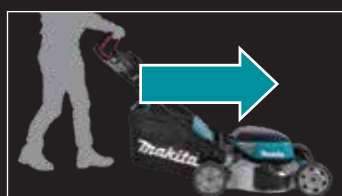
- Standard mode
- Low noise mode

Built-in ball bearing on axles for added durability

Grass level indicator



Side discharge



Self propelled - DLM533 and DLM532



DLM533 and DLM 532



Single-lever cutting height adjustment



IPX4 (water resistant)

DLM382 - Entry Level - Home Use

[Plastic Deck & Push Type]

Recommended mowing area



BL1860B x2



Comparison Chart of Lawn Mowers

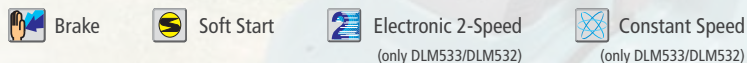
Model	Deck	Self-propelled	BL Motor	Battery Slots	Cutting/Collecting/Mulching	Rear Discharge	Side Discharge
DLM533 (NEW)	Aluminium	✓	✓	4	✓	✓	
DLM532 (NEW)	Steel	✓	✓	4	✓		✓
DLM460 (existing model)	Steel		✓	2	✓		
DLM431 (existing model)	Plastic			2	✓ *		
DLM382 (NEW)	Plastic			2	✓ *		

* Optional accessory for Mulching (DLM382, DLM431)

Specification

	DLM533 (Self-Propelled)	DLM532 (Self-Propelled)	DLM382 (Push Type)
Cutting Width	534 mm	534 mm	380 mm
Cutting Height	20 - 100 mm	20 - 100 mm	20 - 75 mm
Deck Type	Aluminium	Steel	Plastic
No. of stages	10 stages	10 stages	13 stages
No Load Speed (RPM)	2,300 - 2,800	2,300 - 2,800	3,700
Propelling speed	2.5 - 5.0 km/h	2.5 - 5.0 km/h	—
Dimensions (L x W x H)	1,655-1,740x590x990-1,100 mm	1,630-1,715x590x990-1,095 mm	1,380-1,410x450x985-1,005 mm
Net weight	46.7 kg	42.8 kg	16.9 kg

Standard Equipment: Blade, Mulch plug, Side Discharge Mouth(DLM532), Socket Wrench, Rod.



Available Variants

AMPERE	VARIANTS	BATTERIES	CHARGER	MAKPAC STACKING CASE
Without BATTERY and CHARGER	DLM533Z	0	0	NO
Without BATTERY and CHARGER	DLM532Z	0	0	NO
Without BATTERY and CHARGER	DLM382Z	0	0	NO

Accessories - Blade

Model	Size	Part No.	Image
DLM533	530mm	191D52-7	
DLM532	530mm	191D52-7	
DLM382	380mm	191D41-2	
Swing Back Blade (530mm) For DLM533/DLM532)		191D50-1	
Replacement Blade (4pcs)		191D48-8	



Makita Gulf FZE

www.makita.ae