

Makita[®]

ent



2021

INDEX

Angle Grinder	05	Portable Cut-off Saw	05	M0400B	05	M6501B	03
Belt Sander	06	Random Orbit Sander	07	M0600B	03	M6600B	04
Blower	08	Rotary Hammer	04	M0801KB	04	M8103KSPB	04
Circular Saw	07	Router	08	M0901B	05	M8301DWEB	03
Cordless Driver Drill	03	Router (Plunge type)	08	M0921B	06	M8600B	04
Cordless Percussion Driver Drill	03	Trimmer	07	M1902B	07	M8700B	04
Compound Miter Saw	07			M2300B	07	M9000B	05
Cutter	05			M2401B	05	M9001B	06
Demolition Hammer	04			M2403B	04	M9100B	06
Die Grinder	06			M3600B	08	M9200B	06
Drill	03			M3601B	08	M9203B	06
Finishing Sander	06			M3700B	08	M9204B	07
High Speed Drill	03			M4000B	08	M9400B	06
Jig Saw	07			M4301B	07	M9510B	05
Mixer	04			M5802B	07	M9511B	05
Multi Tool	06			M6002B	03	M8700B	04
Percussion Drill	04			M6301DWEB	03	M9800BKX1	06
Planer	07			M6500B	03		

NOTE

- Makita reserves the right to change specifications of parts and accessories without notice
- Items of standard equipment and specifications may vary by country or area
- Please state required voltage when ordering. These orders are subject to availability in each country
- Actual product color may differ slightly from color reproduced here
- Weight data in this catalogue is the value measured by us according to EPTA Procedure 01/ver.2.1

ICON

Double Insulation	Keyless Chuck	17mm Hex Shank	Bayonet Shank Jig Saw Blade
Variable Speed	Torque Setting 16	Hook & Loop	Makita Shank Jig Saw Blade
Brake	Soft Start	Torque Limiter	Carrying Case
Reversing	Dust Collecting	Bevel Cutting	
Mechanical 2-Speed	SDS-PLUS Shank	Orbital Cutting	



Battery & Charger

BL1815G
Part No. 198186-3



18V

Lithium-ion
1.5Ah

DC18WA

Part No.
127V (2pin type): 197812-1
220-240V (2pin type): 195423-6
220-240V (3pin type): 197130-7



Charging time
70 min



Cordless Driver Drill 18V Li-Ion 1.5Ah
M6301DWEB 13mm
18V Li-Ion Cordless Driver Drill powered by 18V 1.5Ah Li-ion battery BL1815G



Capacity	Steel: 13 mm Wood: 36 mm
No Load Speed (RPM)	High / Low: 0 - 1,400 / 0 - 400
Max Fastening Torque	Hard / Soft: 42 / 24 N-m
Max lock torque	38 N-m
Dimensions (L x W x H)	223x82x239 mm
Net weight	1.7 kg



2 pcs of 18V, 1.5Ah batteries and 1pc Fast Charger.


Cordless Percussion Driver Drill 18V Li-Ion 1.5Ah
M8301DWEB
Compact and lightweight Cordless hammer driver drill powered by 18V 1.5Ah Li-ion battery BL1815G



Capacity	Masonry: 13 mm Steel: 13 mm Wood: 36 mm
Blows Per Minute (BPM)	High: 0 - 21,000 Low: 0 - 6,000
No Load Speed (RPM)	High: 0 - 1,400 Low: 0 - 400
Max Fastening Torque	Hard / Soft: 42 / 24 N-m
Max lock torque	38 N-m
Dimensions (L x W x H)	238x82x239 mm
Net weight	1.7 kg



2 pcs of 18V, 1.5Ah batteries and 1pc Fast Charger.



High Speed Drill
M6501B 6.5mm 85 mm
High Speed Variable Speed Reversing Drill with Keyed Chuck



Continuous rating input	230W
Capacity	Steel: 6.5 mm Wood: 9 mm
No Load Speed (RPM)	0 - 4,500
Dimensions (L x W x H)	203x63x171 mm
Net weight	0.95 kg
Power supply cord	2.0 m



Chuck Key, Chuck Key Holder.

High Speed Drill
M6500B 6.5mm 64 mm
High Speed Drill with Keyed Chuck



Continuous rating input	230W
Capacity	Steel: 6.5 mm Wood: 9 mm
No Load Speed (RPM)	4,500
Dimensions (L x W x H)	200x63x164 mm
Net weight	0.92 kg
Power supply cord	2.0 m



Chuck Key, Chuck Key Holder.

Drill
M6002B 10mm 85 mm
Variable Speed Reversing Drill with Keyless Chuck



Continuous rating input	450W
Capacity	Steel: 10 mm Wood: 25 mm
No Load Speed (RPM)	0 - 3,000
Dimensions (L x W x H)	234x64x175 mm
Net weight	1.3 kg
Power supply cord	2.0 m



Drill
M0600B 10mm 64 mm
Variable Speed Reversing Drill with Keyed Chuck



Continuous rating input	350W
Capacity	Steel: 10 mm Wood: 20 mm
No Load Speed (RPM)	0 - 3,000
Dimensions (L x W x H)	230x66x176 mm
Net weight	1.2 kg
Power supply cord	2.0 m



Chuck Key, Chuck Key Holder.

Mixer

M6600B 165mm
Variable Speed Mixer

303mm



Continuous rating input	800W
Blade Diameter	165 mm
No Load Speed (RPM)	0 - 700
Dimensions (L x W x H)	280x86x388 mm
Net weight	2.7 kg
Power supply cord	2.0 m



Top Grip, Wrenches.

Percussion Drill

M0801KB 16mm
Variable Speed Reversing Hammer Drill with Keyed Chuck

85mm



Continuous rating input	500W
Capacity	Concrete: 16 mm Steel: 13 mm Wood: 20 mm
Blows Per Minute (BPM)	0 - 48,000
No Load Speed (RPM)	0 - 3,200
Dimensions (L x W x H)	261x69x195 mm
Net weight	1.7 kg
Power supply cord	2.0 m



Side Grip, Chuck Key, Chuck Key Holder.

Rotary Hammer

M8700B 22mm
Rotary Hammer adapted for SDS-PLUS Bits

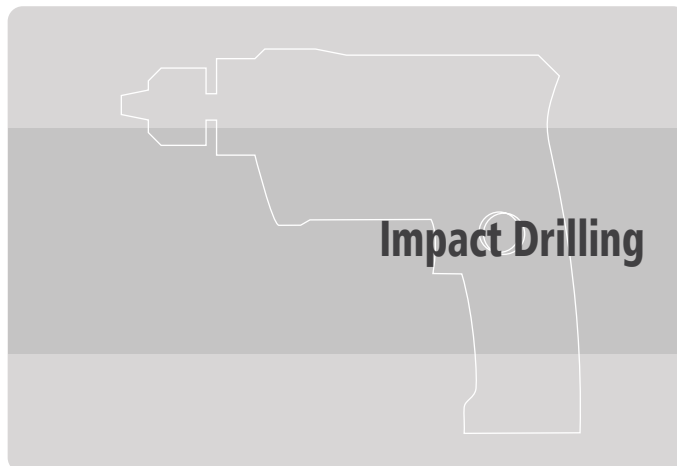
459mm



Continuous rating input	710W
Impact Energy	1.9 J
Capacity	Concrete: 22 mm Steel: 13 mm Wood: 32 mm
Blows Per Minute (BPM)	0 - 4,350
No Load Speed (RPM)	0 - 1,100
Dimensions (L x W x H)	362x71x194 mm
Net weight	2.9 kg
Power supply cord	4.0 m



Side Grip, Depth Gauge.



Percussion Drill

M8103KSPB 13mm
Variable Speed Reversing Hammer Drill with Keyed Chuck

85mm



Continuous rating input	430W
Capacity	Concrete: 13 mm Steel: 13 mm Wood: 18 mm
Blows Per Minute (BPM)	0 - 33,000
No Load Speed (RPM)	0 - 3,000
Dimensions (L x W x H)	255x72x193 mm
Net weight	1.8 kg
Power supply cord	2.0 m

with accessory kit



Side Handle, Depth Gauge, Chuck Key, Chuck Key Holder, Measuring Tape, Hammer, Screw Driver, Plier, D-71962 Drill Bit Set.

Demolition Hammer

M8600B 17mm Hex Shank
Demolition Hammer adapted to 17 mm Hex Shank Bits

105mm



Continuous rating input	900W
Impacts Per Minute (IPM)	2,900
Impact Energy	7.2 J
Dimensions (L x W x H)	406x99x232 mm
Net weight	5.4 kg
Power supply cord	2.5 m



Bull Point, Side Grip.

Portable Cut-off

M2403B 355mm
2200W Portable Cut-off saw


203mm



Continuous rating input	2,200W
Wheel Diameter	355 mm
No Load Speed (RPM)	3,800
Capacity at 90°	Round: 127 mm Rectangular: 102x194 mm Rectangular: 70x233 mm
Capacity at 45°	Round: 127 mm Rectangular: 115x103 mm
Dimensions (L x W x H)	500x280x620 mm
Net weight	14.3 kg
Power supply cord	2.0 m



Hex Wrench.



Portable Cut-off

M2401B 355mm
2000W Portable Cut-off saw

203



Continuous rating input	2,000W
Wheel Diameter	355 mm
No Load Speed (RPM)	3,800
Capacity at 90°	Round: 127 mm Rectangular: 102x194 mm
	Rectangular: 70x233 mm
Capacity at 45°	Round: 127 mm Rectangular: 115x103 mm
Dimensions (L x W x H)	500x280x620 mm
Net weight	13.7 kg
Power supply cord	2.5 m



Hex Wrench.



Cutter

M0400BC 110mm
1,200 W Cutter

303



Continuous rating input	1,200W
Blade Diameter	110 mm
Max Cutting Capacity	90°: 32 mm
No Load Speed (RPM)	13,800
Dimensions (L x W x H)	224x195x164 mm
Net weight	2.5 kg
Power supply cord	2.0 m

Wrench, Hex Wrench, Water Supply Kit.



Angle Grinder

M9510B
850 W Angle Grinder with Slide Switch

325



Continuous rating input	850W
Wheel Diameter	115 mm (4-1/2")
No Load Speed (RPM)	11,000
Dimensions (L x W x H)	276x130x111 mm
Net weight	2.0 kg
Power supply cord	2.0 m



Side Grip, Lock Nut Wrench.

Angle Grinder

M9511B
850 W Angle Grinder with Slide Switch

325



Continuous rating input	850W
Wheel Diameter	125 mm (5")
No Load Speed (RPM)	11,000
Dimensions (L x W x H)	276x140x111 mm
Net weight	2.0 kg
Power supply cord	2.0 m



Side Grip, Lock Nut Wrench.

Angle Grinder

M0901B
540 W Angle Grinder with Slide Switch

459



Continuous rating input	540W
Wheel Diameter	115 mm (4-1/2")
No Load Speed (RPM)	12,000
Dimensions (L x W x H)	251x130x106 mm
Net weight	1.81 kg
Power supply cord	2.0 m



Side Grip, Lock Nut Wrench.

Angle Grinder

M9000B
2,000 W Angle Grinder with Large Trigger Switch

204



Continuous rating input	2,000W
Wheel Diameter	180 mm
No Load Speed (RPM)	8,500
Dimensions (L x W x H)	466x200x138 mm
Net weight	5.3 - 7.6 kg
Power supply cord	2.0 m



Side Grip, Lock Nut Wrench.

Angle Grinder

M9001B

204mm

2,000 W Angle Grinder with Large Trigger Switch



Continuous rating input	2,000W
Wheel Diameter	230 mm
No Load Speed (RPM)	6,600
Dimensions (L x W x H)	466x250x138 mm
Net weight	5.6 - 7.9 kg
Power supply cord	2.0 m



Side Grip, Lock Nut Wrench.

Die Grinder

M9100B 6mm

411mm

Toggle Switch High Speed Die Grinder



Continuous rating input	480W
Capacity	Collet : 6 mm
Max Wheel Diameter	20 mm
No Load Speed (RPM)	33,000
Dimensions (L x W x H)	350x75x75 mm
Net weight	1.4 kg
Power supply cord	2.0 m



Wrench.

Angle Grinder

M0921B

203mm

2,200 W Angle Grinder with Finger Trigger Switch



Continuous rating input	2,200W
Wheel Diameter	230 mm
No Load Speed (RPM)	6,600
Dimensions (L x W x H)	439x250x141 mm
Net weight	5.3 kg
Power supply cord	2.0 m



Side Grip, Lock Nut Wrench.

Multi Tool

M9800BKK1

459mm

200W Multi Tool



Continuous rating input	200W
Oscillations Per Minute	15,000 - 22,000 opm
Oscillation Angle	Left / Right / Total: 1.6° / 1.6° / 3.2°

Circumference of Grip Portion	195 mm
Dimensions (L x W x H)	283x68x98 mm
Net weight	1.3 kg
Power supply cord	2.0 m

with accessories in a carry case



Oscillating Multi Tool Accessories, Hex Wrench, Key Holder.

Belt Sander

M9400B 100mm

153mm

100 mm x 610 mm, 940 W Belt Sander



Continuous rating input	940W
Belt Size	100 x 610 mm
Belt Speed	380 m/min
Dimensions (L x W x H)	354x175x169 mm
Net weight	6.2 kg
Power supply cord	2.0 m



Dust Bag, Carbon Plate, Step.

Finishing Sander

M9200B

419mm

1/4 Sheet 180 W Finishing Sander



Continuous rating input	180W
Pad Size	112 x 102 mm
Abrasive Paper Size	114 x 140 mm
Orbits Per Minute (OPM)	14,000
Dimensions (L x W x H)	110x112x133 mm
Net weight	0.9 kg
Power supply cord	2.0 m



Finishing Sander

M9203B

64mm

1/3 Sheet 190 W Finishing Sander with Built-in Dust Extraction System



Continuous rating input	190W
Pad Size	92 x 185 mm
Abrasive Paper Size	93 x 228 mm
Orbits Per Minute (OPM)	12,000
Strokes Per Minute (SPM)	24,000
Orbit Diameter	2.0 mm
Dimensions (L x W x H)	252x92x154 mm
Net weight	1.4 kg
Power supply cord	2.0 m



Punch Plate, Dust Bag.

Random Orbit Sander

M9204B 125mm 419
 240 W Random Orbit Sander with Built-In Dust Extraction System



Continuous rating input	240W
Pad Size	123 mm
Abrasive Paper Size	125 mm
Orbits Per Minute (OPM)	12,000
Strokes Per Minute (SPM)	24,000
Orbit Diameter	2.8 mm
Dimensions (L x W x H)	153x123x144 mm
Net weight	1.2 kg
Power supply cord	2.0 m



Dust Bag.



Circular Saw

M5802B 190mm / 185mm 303
 190 mm / 185 mm, 1,050 W Circular Saw



Continuous rating input	1,050W
Blade Diameter	190 / 185 mm
Max Cutting Capacity	90°: 68 / 66 mm 45°: 46 / 44 mm
No Load Speed (RPM)	4,900
Dimensions (L x W x H)	297x232x255 mm
Net weight	3.8 kg
Power supply cord	2.0 m



Rip Fence (Guide Rule), Hex Wrench, Dust Nozzle.

Compound Miter Saw

M2300B 255mm 23000123
 255 mm, 1,500 W Compound Miter Saw



Continuous rating input	1,500W
Blade Diameter	255 mm
Miter Angle	45°L / 45°R
Bevel Angle	45°L
Max. Cutting Capacity	90° Miter: 75x130 mm 45° Miter L/R: 75x90 mm
No load speed (RPM)	4,200
Dimensions (L x W x H)	610x485x515 mm
Net weight	14.7 kg
Power supply cord	2.5 m



Dust Bag, Triangular Rule, Vertical Vise, Vise Assembly, Holder, Set Plate.

Jig Saw

M4301B 64
 450 W Top Handle Jig Saw with 3 Orbital Settings Plus Straight Cutting



Continuous rating input	450W
Max Cutting Capacity at 90°	Wood: 65 mm Steel: 6 mm
Length of Stroke	18 mm
Strokes Per Minute (SPM)	0 - 3,100
Dimensions (L x W x H)	214x75x202 mm
Net weight	1.9 kg
Power supply cord	2.0 m



Hex Wrench, Jig Saw Blade B10 - 1 pc.

Planer

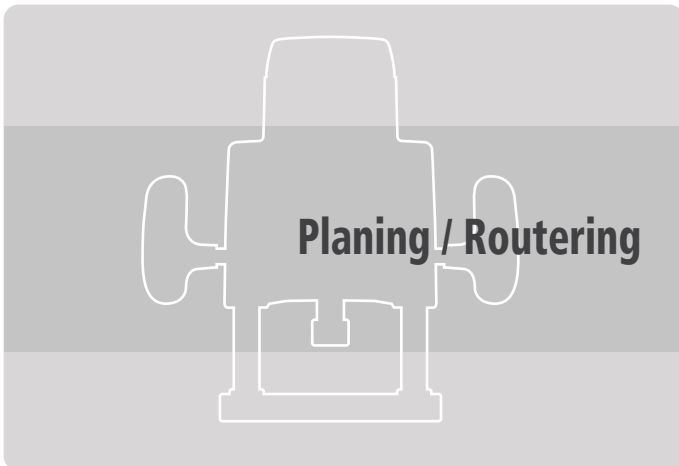
M1902B 82mm 411
 500 W Planer



Continuous rating input	500W
Planing Width	82 mm
Planing Depth	1 mm
Max Shiplapping	9 mm
No Load Speed (RPM)	16,000
Dimensions (L x W x H)	285x157x160 mm
Net weight	2.7 kg
Power supply cord	2.0 m



Sharpening Holder Assembly (for resharpenable blade), Blade Gauge, Hex Wrench, Guide Rule, Dust Nozzle.



Trimmer

M3700B 6mm
530 W Fixed Base Trimmer

411



Continuous rating input	530W
Collet Capacity	6 mm
No Load Speed (RPM)	35,000
Plunge Capacity	0 - 42 mm
Dimensions (L x W x H)	82x90x199 mm
Net weight	1.4 kg
Power supply cord	2.0 m



Trimmer Guide, Straight Guide Assembly, Templet Guide, Straight Bit, Chip Deflector, Wrench x 2.

Router

M3600B 12mm
1,650 W Plunge Router

211



Continuous rating input	1,650W
Collet Capacity	12 mm
Plunge Capacity	0 - 60 mm
No Load Speed (RPM)	22,000
Dimensions (L x W x H)	284x148x300 mm
Net weight	5.5 kg
Power supply cord	2.0 m



Straight Guide, Templet Guide, Trimmer Guide, Guide Holder, Collet Sleeve x 2, Wrench, Dust Nozzle.

Router (Plunge Type)

M3601B 6mm, 8mm
900 W Plunge Router

106



Continuous rating input	900W
Collet Capacity	6 mm, 8 mm
Plunge Capacity	0 - 35 mm
No Load Speed (RPM)	27,000
Dimensions (L x W x H)	256x110x218 mm
Net weight	2.7 kg
Power supply cord	2.0 m



Straight Guide, Wrench.

Blower

M4000B
530W Variable Speed Blower

85



Continuous rating input	530W
Air volume	1.2 - 2.9 m ³ /min
No Load Speed (RPM)	8,500 - 16,000
Dimensions (L x W x H)	427x161x212 mm
Net weight	1.5 kg
Power supply cord	2.0 m



Nozzle assembly.

Makita®

Makita Gulf FZE

P.O Box 17133, Jebel Ali Free Zone (South)
Dubai, UAE.

Tel: +971 4 8860804 Fax: +971 4 8860805

www.makita.ae

Part No. (Z)0000xxx | Printed in UAE